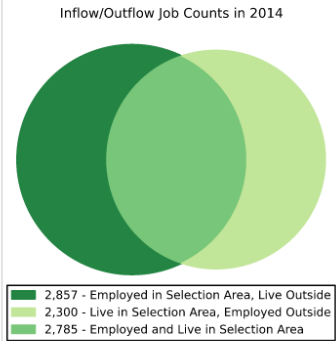
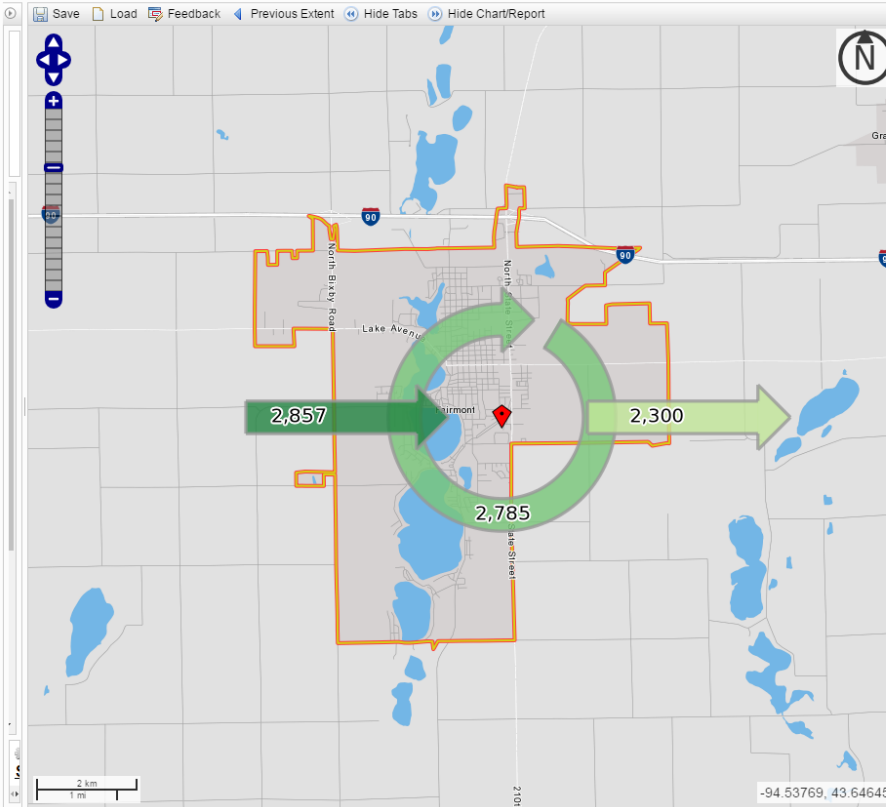


City of Fairmont Inflow-Outflow, 2014

OnTheMap

LEHD Home Help and Documentation Reload Text-Only



Inflow/Outflow Job Counts (All Jobs) 2014

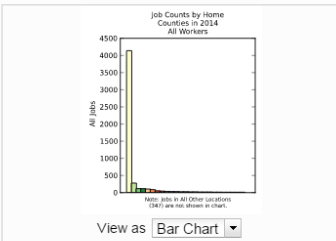
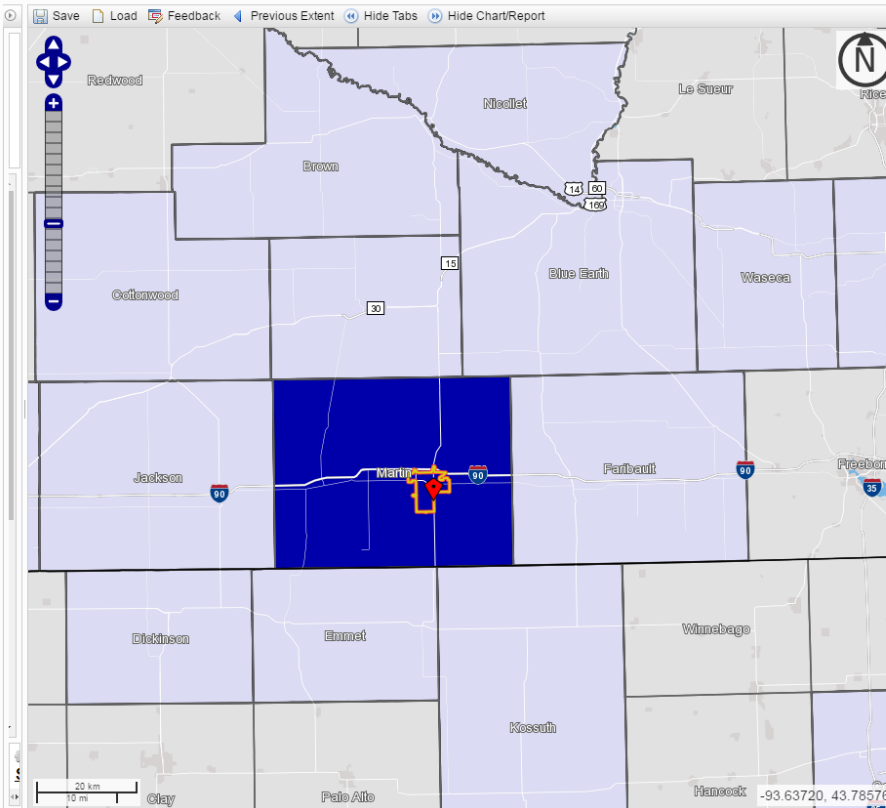
	Count	Share
Employed in the Selection Area	5,642	100.0%
Employed in the Selection Area but Living Outside	2,857	50.6%
Employed and Living in the Selection Area	2,785	49.4%
Living in the Selection Area	5,085	100.0%
Living in the Selection Area but Employed Outside	2,300	45.2%
Living and Employed in the Selection Area	2,785	54.8%

[Reset Highlighting](#)

City of Fairmont Labor Shed, 2014 (where people who work in Fairmont live)

OnTheMap

LEHD Home Help and Documentation Reload Text-Only



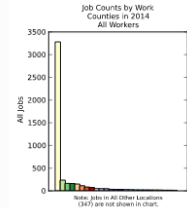
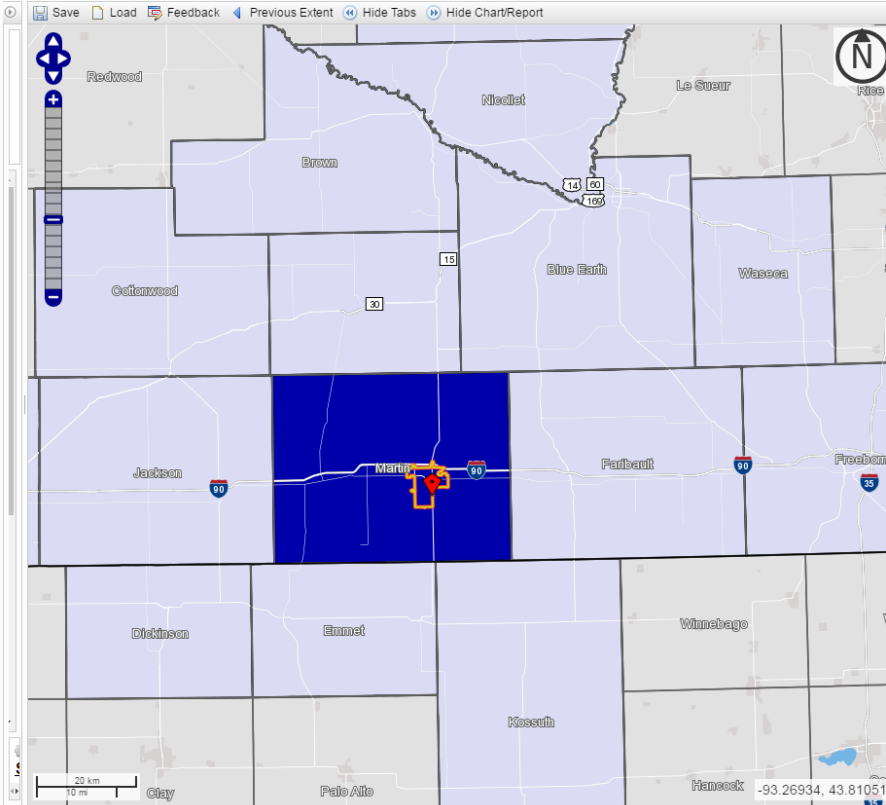
Jobs Counts by Counties Where Workers Live - All Jobs 2014

	Count	Share
All Counties	5,642	100.0%
Martin County, MN	4,139	73.4%
Faribault County, MN	278	4.9%
Blue Earth County, MN	117	2.1%
Emmet County, IA	116	2.1%
Watsonwan County, MN	105	1.9%
Jackson County, MN	88	1.6%
Cottonwood County, MN	54	1.0%
Nicolllet County, MN	45	0.8%
Hennepin County, MN	37	0.7%
Waseca County, MN	33	0.6%
Cerro Gordo County, IA	32	0.6%
Dickinson County, IA	27	0.5%
Dakota County, MN	27	0.5%
Nobles County, MN	24	0.4%
Olmsted County, MN	24	0.4%
Sioux County, IA	19	0.3%
Brown County, MN	19	0.3%
Lyon County, MN	19	0.3%
Kossuth County, IA	15	0.3%
Rock County, MN	15	0.3%
Floyd County, IA	13	0.2%
Anoka County, MN	13	0.2%
Mower County, MN	12	0.2%
Ramsey County, MN	12	0.2%
Steele County, MN	12	0.2%
All Other Locations	347	6.2%

City of Fairmont Commute Shed, 2014 (where people who live in Fairmont work)

OnTheMap

LEHD Home Help and Documentation Reload Text-Only



View as Bar Chart

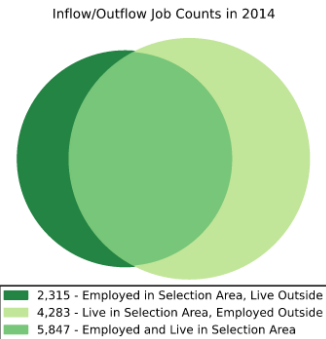
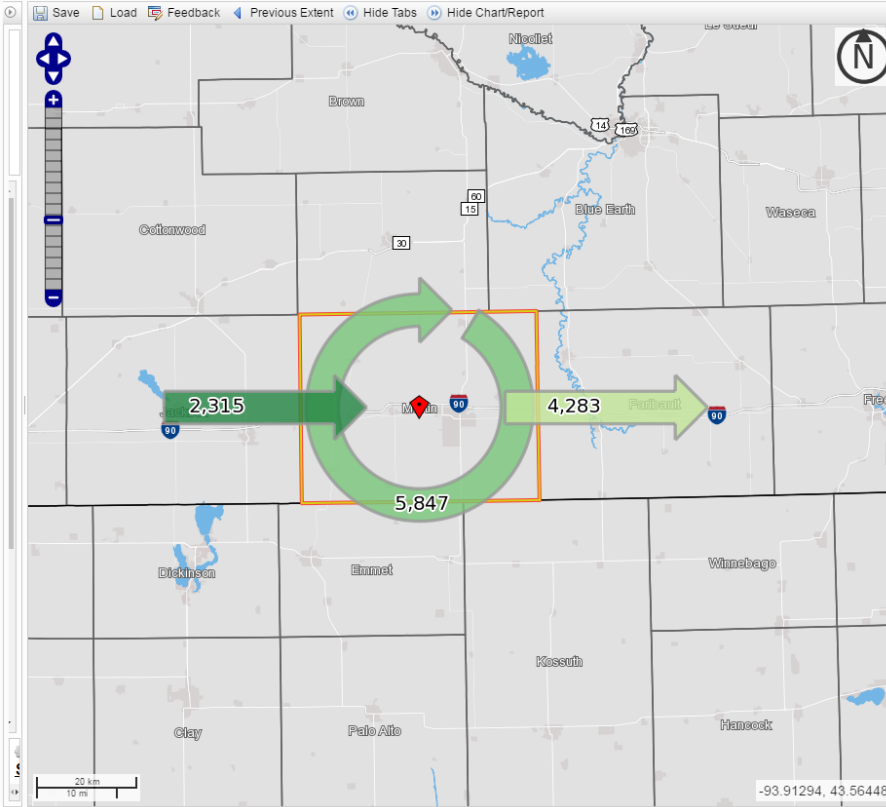
Jobs Counts by Counties Where Workers are Employed - All Jobs

	2014	
	Count	Share
All Counties	5,085	100.0%
Martin County, MN	3,281	64.5%
Fairbault County, MN	236	4.6%
Blue Earth County, MN	164	3.2%
Lyon County, MN	161	3.2%
Jackson County, MN	150	2.9%
Brown County, MN	113	2.2%
Hennepin County, MN	85	1.7%
Emmet County, IA	75	1.5%
Freeborn County, MN	50	1.0%
Watonwan County, MN	49	1.0%
Nicollet County, MN	48	0.9%
Pipestone County, MN	34	0.7%
Nobles County, MN	32	0.6%
Ramsey County, MN	32	0.6%
Stearns County, MN	29	0.6%
Douglas County, MN	27	0.5%
Dakota County, MN	24	0.5%
Cottonwood County, MN	23	0.5%
Minnehaha County, SD	22	0.4%
Waseca County, MN	21	0.4%
Sibley County, MN	20	0.4%
Kossuth County, IA	19	0.4%
Olmsted County, MN	15	0.3%
Brookings County, SD	15	0.3%
Dickinson County, IA	13	0.3%
All Other Locations	347	6.8%

Martin County Inflow-Outflow, 2014

OnTheMap

LEHD Home Help and Documentation Reload Text-Only



Inflow/Outflow Job Counts (All Jobs) 2014

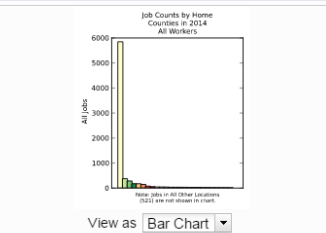
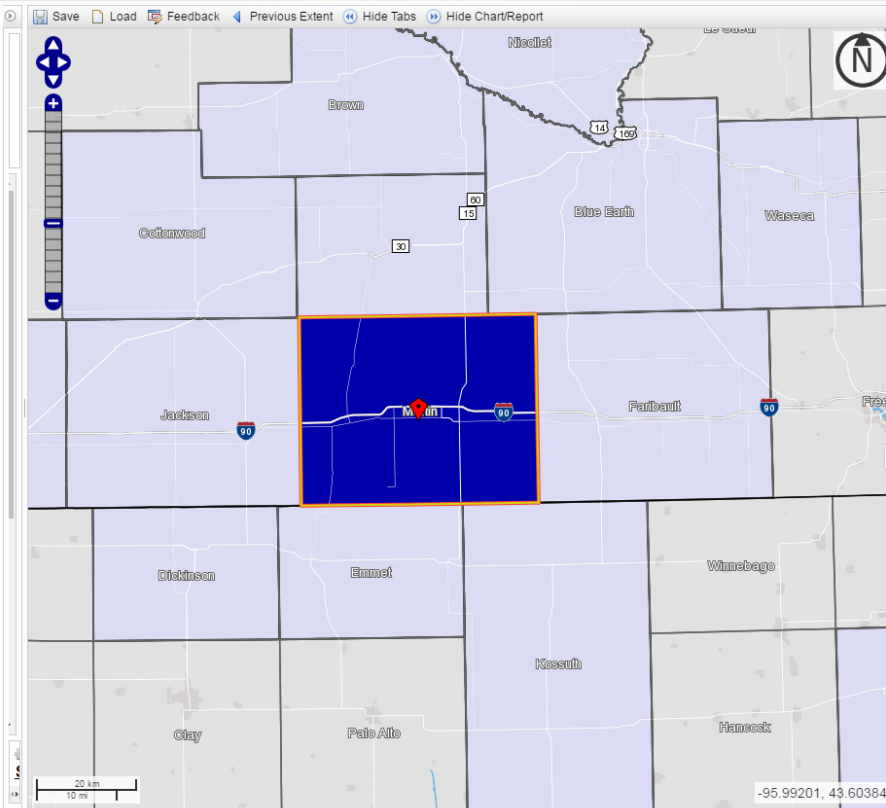
Category	Count	Share
Employed in the Selection Area	8,162	100.0%
Employed in the Selection Area but Living Outside	2,315	28.4%
Employed and Living in the Selection Area	5,847	71.6%
Living in the Selection Area	10,130	100.0%
Living in the Selection Area but Employed Outside	4,283	42.3%
Living and Employed in the Selection Area	5,847	57.7%

Reset Highlighting

Martin County Labor Shed, 2014 (where people who work in Martin County live)

OnTheMap

LEHD Home Help and Documentation Reload Text-Only



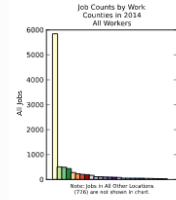
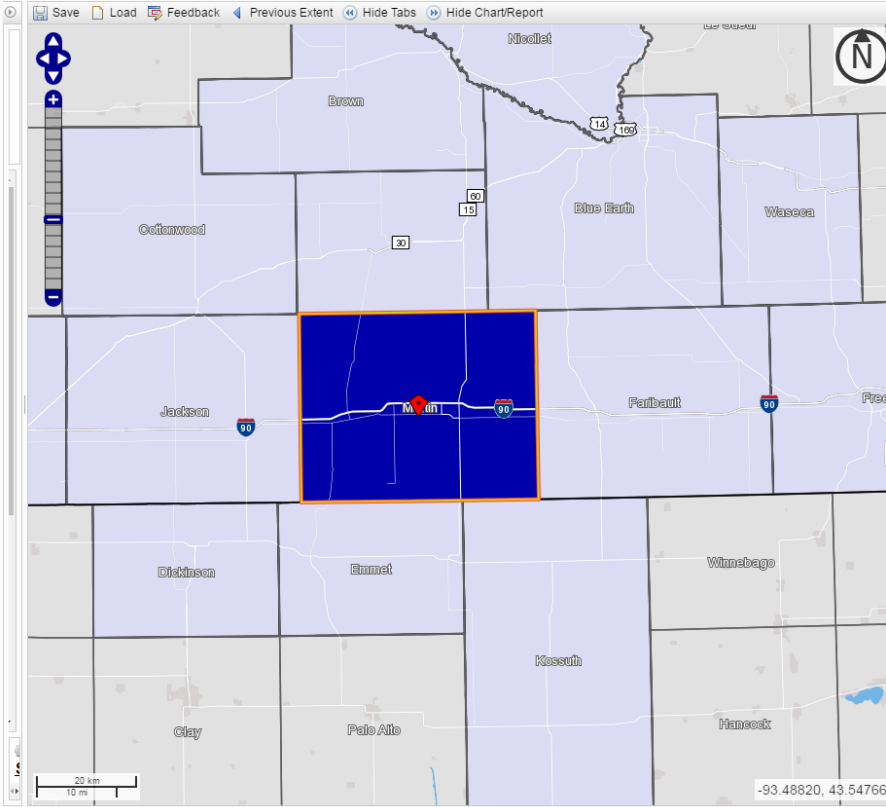
Jobs Counts by Counties Where Workers Live - All Jobs 2014

County	Count	Share
All Counties	8,162	100.0%
Martin County, MN	5,847	71.6%
Faribault County, MN	376	4.6%
Watonswan County, MN	285	3.5%
Emmet County, IA	177	2.2%
Blue Earth County, MN	173	2.1%
Jackson County, MN	146	1.8%
Cottonwood County, MN	77	0.9%
Nicollet County, MN	58	0.7%
Hennepin County, MN	46	0.6%
Waseca County, MN	45	0.6%
Cerro Gordo County, IA	41	0.5%
Dickinson County, IA	34	0.4%
Brown County, MN	34	0.4%
Kossuth County, IA	33	0.4%
Nobles County, MN	32	0.4%
Dakota County, MN	30	0.4%
Sioux County, IA	29	0.4%
Ramsey County, MN	29	0.4%
Lyon County, MN	24	0.3%
Olmsted County, MN	24	0.3%
Mower County, MN	23	0.3%
Rock County, MN	22	0.3%
Anoka County, MN	20	0.2%
Washington County, MN	19	0.2%
Floyd County, IA	17	0.2%
All Other Locations	521	6.4%

Martin County Commute Shed, 2014 (where people who live in Martin County work)

OnTheMap

LEHD Home Help and Documentation Reload Text-Only



View as Bar Chart

Jobs Counts by Counties Where Workers are Employed - All Jobs

	2014	
	Count	Share
All Counties	10,130	100.0%
Martin County, MN	5,847	57.7%
Jackson County, MN	508	5.0%
Faribault County, MN	492	4.9%
Blue Earth County, MN	439	4.3%
Lyon County, MN	280	2.8%
Brown County, MN	229	2.3%
Watonwan County, MN	205	2.0%
Emmet County, IA	195	1.9%
Hennepin County, MN	168	1.7%
Pipestone County, MN	112	1.1%
Nicollet County, MN	110	1.1%
Freeborn County, MN	100	1.0%
Cottonwood County, MN	96	0.9%
Nobles County, MN	91	0.9%
Minnehaha County, SD	82	0.8%
Ramsey County, MN	55	0.5%
Douglas County, MN	54	0.5%
Stearns County, MN	53	0.5%
Dakota County, MN	52	0.5%
Sibley County, MN	50	0.5%
Waseca County, MN	44	0.4%
Dickinson County, IA	42	0.4%
Kossuth County, IA	35	0.3%
Brookings County, SD	34	0.3%
Olmsted County, MN	31	0.3%
All Other Locations	726	7.2%